

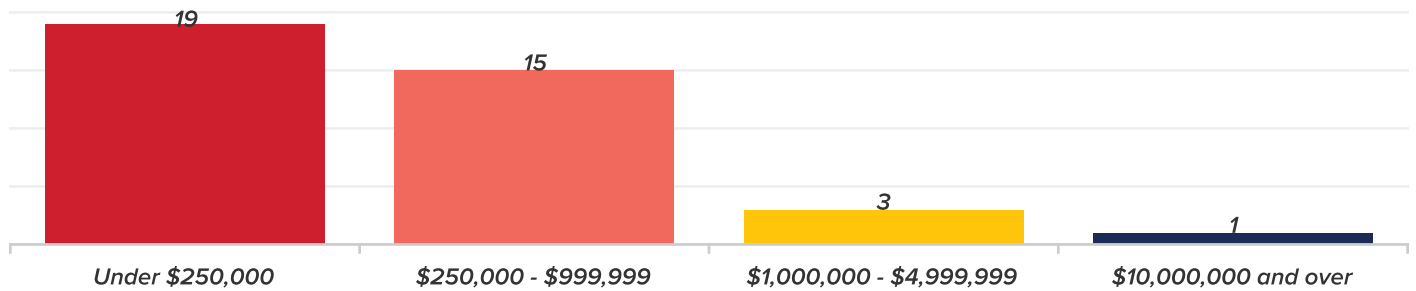
Nonprofit arts and cultural organizations are vital contributors to the region's economic, civic, and educational fabric. They create jobs, stimulate dialogue, and improve quality of life. The report below represents data from Cultural Data Profiles completed as of 04/10/2023 for the most recent fiscal year for each organization.

Participating Organizations

Included number of organizations: **38**

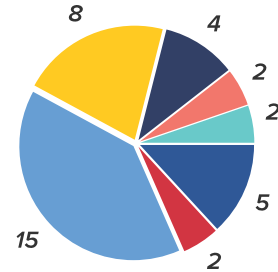
This report represents data from cultural nonprofits that participate in DataArts, a nonprofit organization that collects and disseminates high-quality longitudinal data to support decision-making and to strengthen the performance, vitality and impact of the arts and culture sector. Any nonprofit arts and cultural organization may participate.

Organizations by Budget Size (Total Expenses)



Organizations by Discipline

- Broadcast, Media, and Literary Arts
- Community
- Education
- Museums, Visual Arts, and History
- Performing Arts
- Support and Advocacy
- Unknown/Unclassified



Employment

The arts and cultural sector is an important employer in our community, providing jobs for a wide range of professionals – from artists and accountants to zoologists.

Total Paid Positions

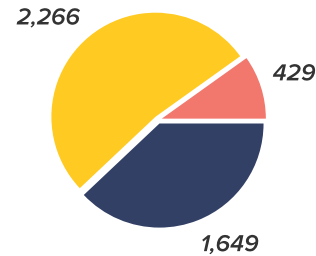
(Full time, part time, independent contractors)

1,649

Total volunteers: 2,266
Total board members: 429

Total Arts Workforce

- Board members
- Volunteers
- Paid positions



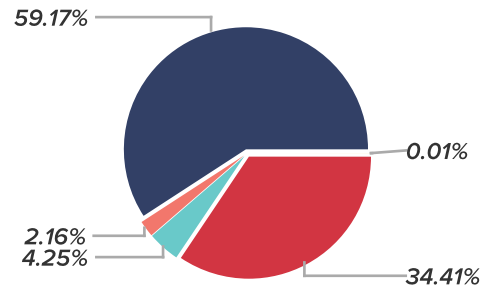
Direct Expenditures

Arts and cultural organizations have significant direct economic impact on our community. In particular, salaries and benefits, which go to local residents, and physical plant costs (repairs, rent, etc.), which typically go to local businesses, are direct expenditures that benefit the local economy.

Total Direct Expenditures

\$55,742,320

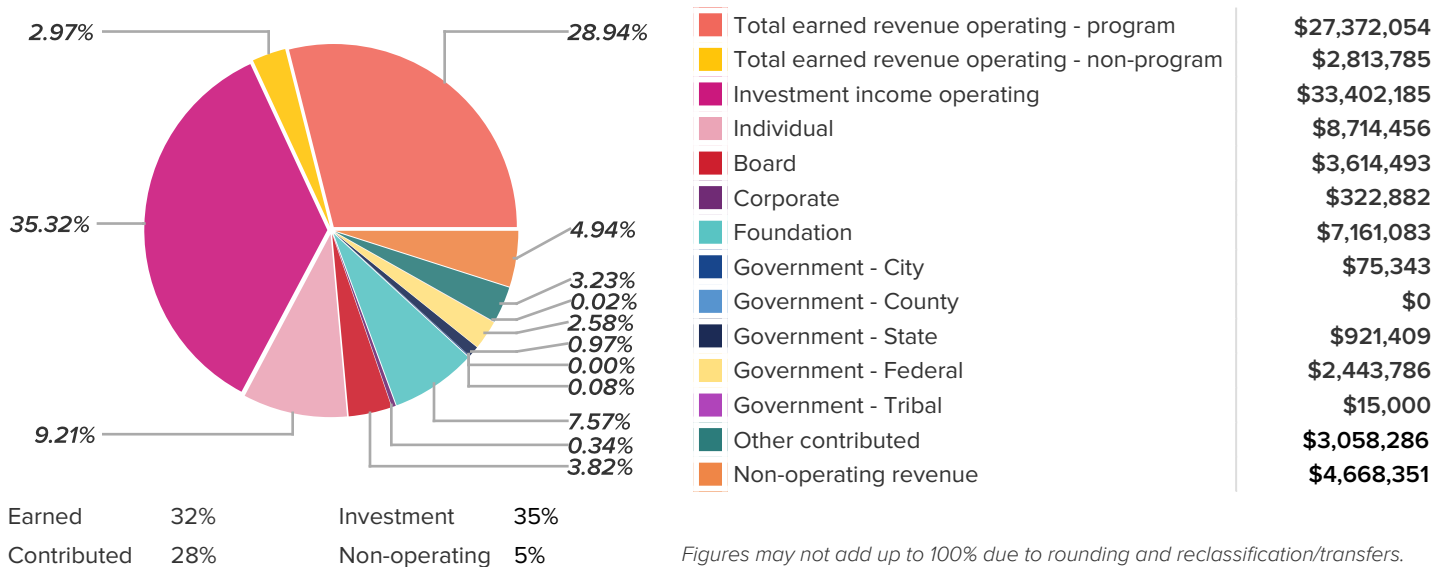
Salary & benefits	\$32,983,732
Payments to non-staff contractors, performers etc.	\$1,201,987
Occupancy expenses	\$2,370,296
All other expenses	\$19,181,805
Non-operating expenses	\$4,500



Revenue

Total unrestricted revenue: **\$77,441,607**

Total revenue (including funds restricted for future use or otherwise not available for operations): **\$94,583,113**



Figures may not add up to 100% due to rounding and reclassification/transfers.

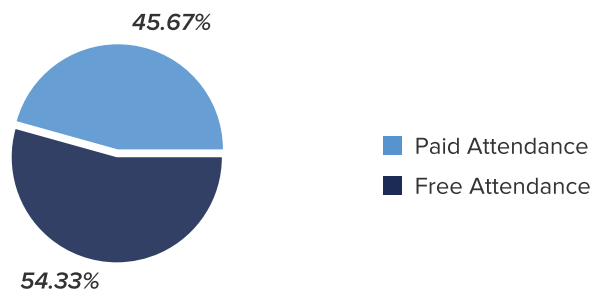
Attendance and Participation

The arts and cultural sector provides high-quality experiences that make the community a better, more enjoyable place in which to live, and a more attractive location for businesses and in-demand workers. Many programs are an essential part of this community's commitment to families, life-long learning and 21st-century education for children and youth. Arts and cultural offerings attract tourists, conferences, and other destination-seekers to the area. A high proportion of admissions are free.

Total In-Person Attendance

211,505

Paid in-person attendance	96,603
Free in-person attendance	114,902
Total in-person attendance	211,505
Digital attendance	184,744



Criteria

Remove Outliers: Yes
Fiscal Year: Most recent as of 2020
County: Antrim
State: MI
County: Benzie
State: MI
County: Charlevoix
State: MI
County: Emmet
State: MI
County: Grand Traverse
State: MI
County: Kalkaska
State: MI
County: Leelanau
State: MI
County: Manistee
State: MI
County: Missaukee
State: MI
County: Wexford
State: MI